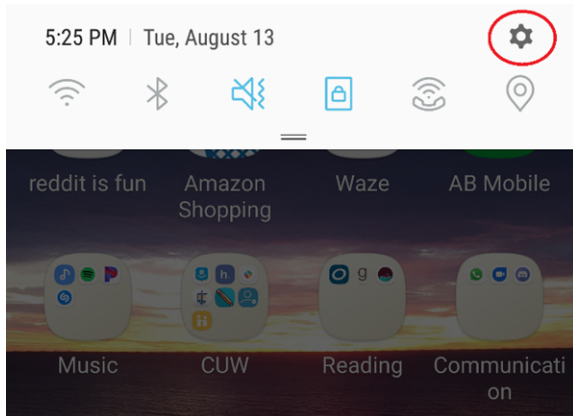
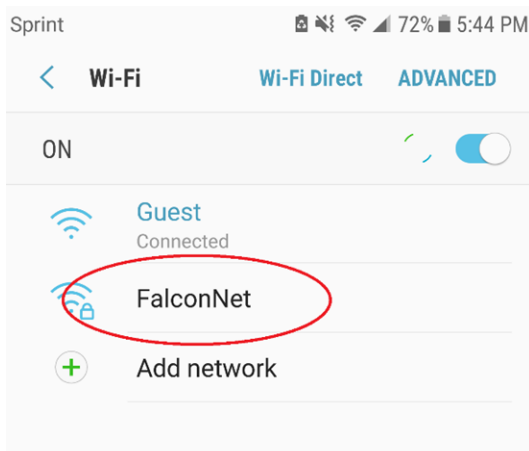


FalconNet Network Setup on Android Phone

1. On your phone, go to settings and select **Connections**.



2. Select **FalconNet**.

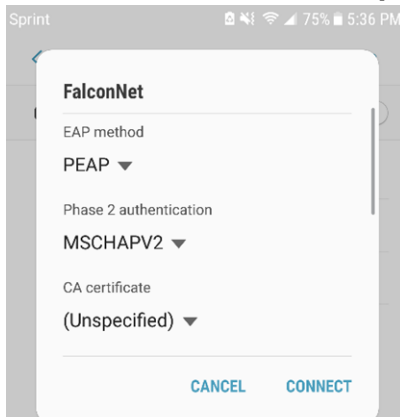


3. Enter the following information:

EPA Method: **PEAP**

Phase 2 Authentication: **MSCHAPV2**

CA/user Certification: **Unspecified**



4. Under **Identity**, enter your **Concordia email** (or **username** for Faculty/staff). Enter your **Portal password** under password. Select **Connect**.

Sprint 74% 5:38 PM

FalconNet

Identity
firstname.lastname@cuw.edu

Anonymous identity

Password
.....

Show password

CANCEL CONNECT