


2.2. YouTube Account Creation and Verify

Creating and Verifying a YouTube Account

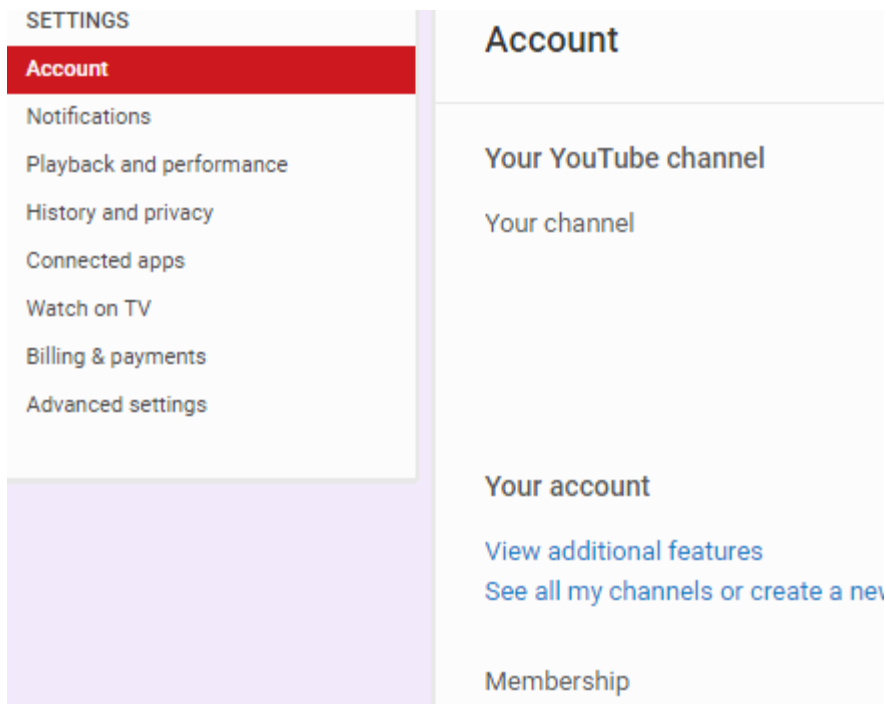
Verifying a YouTube Account: (Click [here](#) for Uploading and Sharing Videos)

1. Create a Google account. This can be a Gmail account or a YouTube Account
2. In order to upload videos longer than 15 minutes, you will need to Verify this account. To do this, log in to YouTube
3. Next, go to the YouTube Account Settings By clicking on the avatar in the upper left, then click the settings gear

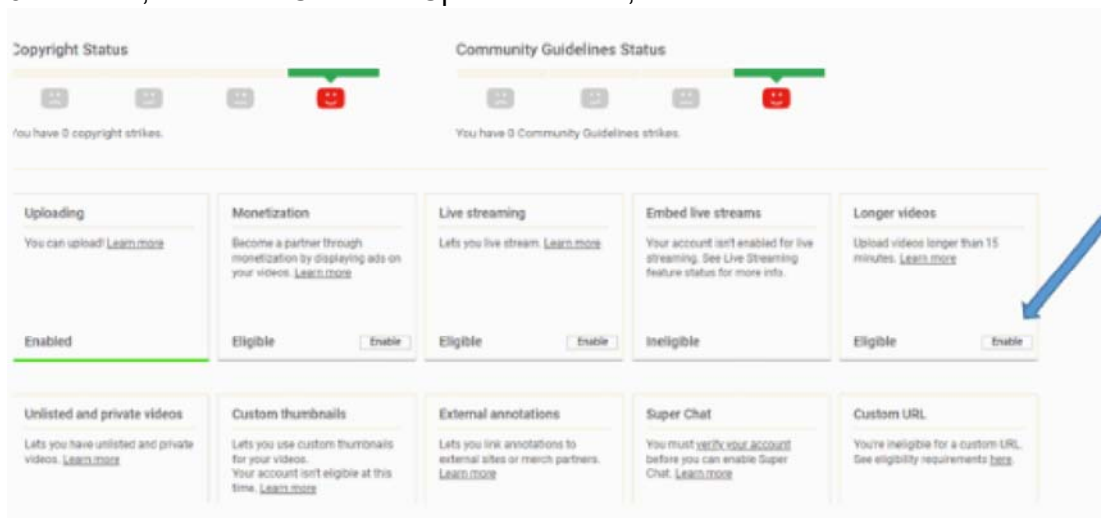


4. Under the account settings, find and click on the link to View additional features under Your Account

Page Data
ID: 1109
Helpful 0/56
(reset)
Highlighted
Created Oct
On 28
2016,
11:50
AM
Created Sean
By Theusch
Last Jul
Updated 31
2018,
04:22
PM
Last Sean
Updated Theusch
By Knowledge
Tags
YouTube
You Tube
Powerpoint



5. Next, under the Unlimited Uploads feature, click the “Enable” button.



6. Make sure the SMS Verification option is checked, then enter your mobile phone number and click Submit. YouTube will now send you a text with a verification code. Enter that verification code into the box on the next screen.

7. Your account should now be verified. You can confirm this by going back to steps 1-4 and when you get to the Additional Features page, it should look like this:

live streams

ount isn't enabled for live
g. See Live Streaming
tatus for more info.

le

Longer videos

You can now upload videos longer
than 15 minutes! [Learn more](#)

Enabled
